

# School Performance Report

## North Tapps Middle School

20029 12th St. E.  
Lake Tapps, WA 98391  
253-862-2776  
Opened 1992—25 Classrooms  
[www.dieringer.wednet.edu](http://www.dieringer.wednet.edu)

Dieringer School District #343

2008-2009

Pat Keaton, Principal

### North Tapps Middle School “Learning Today for Tomorrow’s Challenges”

#### Principal’s Message:

Welcome to the home of the “Bulldogs” an exceptional school for many reasons. At North Tapps, which underwent a remodeling and expansion project in 2009, our students are given the opportunity to learn and grow in a truly safe and caring environment. Our school has a rich tradition of student success in the classroom, on the athletic field and in academic competition. We are also a small and intimate building where staff, students and parents develop strong relationships that help to make the school a focal point of the community.

All North Tapps Middle School staff members certificated and classified are highly qualified and continue to focus on the improvement of student performance as a top priority. We are guided by our School Improvement Plan that is the product of careful examination of student data and input from staff, students and parents. Information about this plan and other building programs is communicated through “Your Dieringer Schools” published on a bi-monthly basis in the Bonney Lake Courier Herald. We also benefit from Academic and Collaboration and Enhancement or ACE days that are used by staff to plan together, refine curriculum and meet with parents.

Another characteristic of an outstanding school can be found in the area of student, staff and parent involvement. Students at North Tapps are encouraged to participate in our 14 clubs, 8 activities and 12 extracurricular sports. Last year over 80% of the student body and every North Tapps teacher participated in at least one event. This is certainly indicative of an active and involved student body, and staff and parents are encouraged to participate in a wide variety of student endeavors.

North Tapps Middle School is truly a remarkable school where students and staff make education fun and rewarding for all.

Additional assessment information regarding North Tapps Middle School can be found on the Office of Superintendent of Public Instruction Website:

[www.k12.wa.us](http://www.k12.wa.us)

Click on School Report Card  
and follow the directions

**TOTAL ENROLLMENT: 417**

*Dieringer School District:*

*Educating Every Child for  
Confidence Today and  
Contribution Tomorrow*

#### WASL GOALS MET

*The percentage of NTMS students performing at Level II, III, IV on the 2009 WASL is shown below.*

##### Reading

	<u>6th</u>	<u>7th</u>	<u>8th</u>	<u>Avg.</u>
II	2.2	14.2	9.3	8.6
III	25.0	34.8	20.7	26.8
IV	64.7	48.9	66.4	60

##### Math

II	19.1	12.8	22.1	18
III	39.7	25.5	38.6	34.6
IV	26.5	40.4	27.9	31.6

*Additionally, WASL participation goals have been met at North Tapps Middle School.*



## NORTH TAPPS MIDDLE SCHOOL STAFF

Principal	1
Dean of Students	1
Classroom Teachers	12
Special Education	1.5
Special Programs	
Band	1
P.E.	3
Art	1
Shop	1
Reading Specialist	1
Educational Assistants	6.2
Office Personnel	2.2
Library Technician	1
Computer Lab Operator	1
Healthroom Professional	1.2
Cafeteria	1
Custodians	2

## STUDENT LEARNING IMPROVEMENT DAYS

Each year the state provides teachers with the opportunity to grow as professionals. Teachers at NTMS took full advantage of this time. This year, three days were planned with the ultimate goal of increasing student academic performance. The following represents how these three days were used in the Dieringer School District:

Day 1—August, 2008	Dieringer Institute-Staff development/ Technology Goals/Building Climate
Day 2—October, 2008	Building Climate
Day 3—November, 2008	Building Climate

### ACE DAY OBJECTIVES MET


- ◆ Developed School Improvement Plan
- ◆ Established math and reading goals
- ◆ Created clear behavioral expectations for students

## AVERAGE DAILY STUDENT ATTENDANCE



## SCHOOL BUILDING REPORT

Average Academic Class Size = 27  
Highest Class Size = 33  
Lowest Class Size = 13

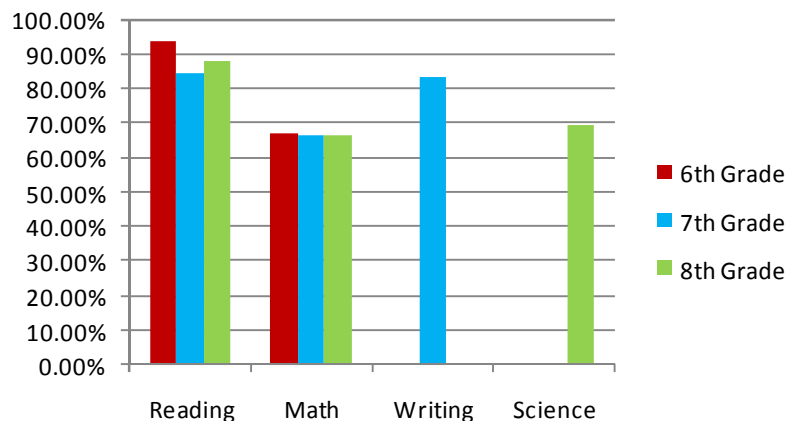


## STUDENT ETHNICITY

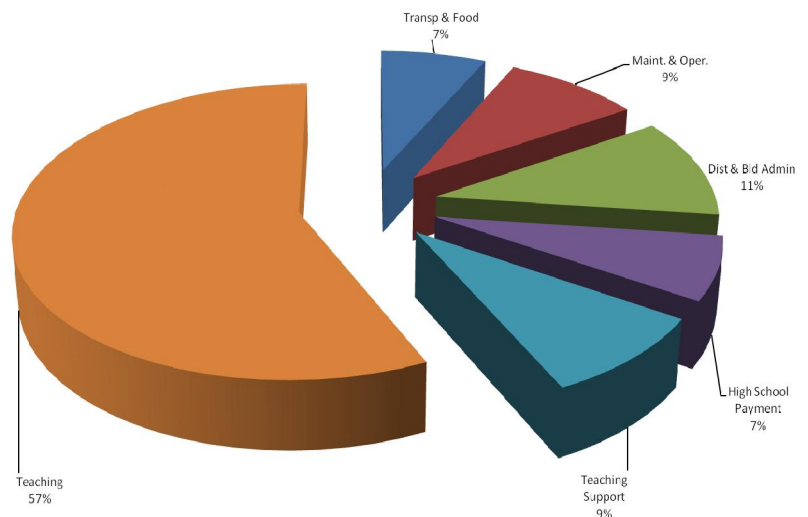
	<i>Percentages</i>
American Indian .....	1.7
Asian .....	2.4
Pacific Islander .....	.7
Asian/Pacific Islander .....	3.1
Black .....	.5
Hispanic .....	2.9
White .....	88.5

(Based on October, 2008 report)

## WASL Scores 2008-09



## DISTRICT EXPENDITURES



Average expenditure per student=\$10,653.25